

CARATTERISTICHE

Struttura: Fusione di alluminio
Installazione: Rimovibile con flangia
Vernice: Bicomponente Poliuretana
Fondo: Primer Ferromicaceo
Finitura: Antracite Semilucida
Viteria: Acciaio inox

FEATURES

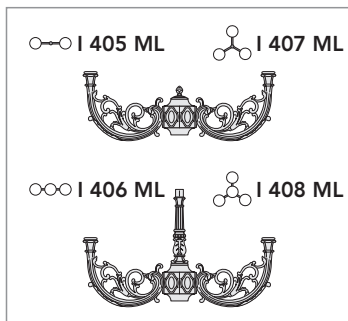
Body: Aluminium casting
Installing: Removable with flange
Painting: Two comp. polyurethanic
Priming: Ferromicaceous primer
Finishing: Semigloss Anthracite
Bolts and nuts: Stainless steel

**PASTORALI BT
SHEPHERD'S CROOKS BT**


Vedi pag.110 / See page 110

CIME ML - ML HEADS

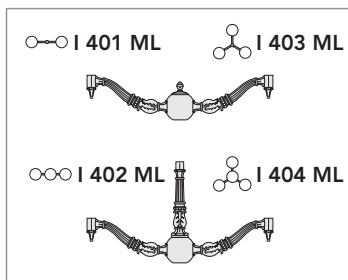
ARABESCATA





PALLAVICINI



BAROCCA



DUCHESSA



Lanterne **TP/BP** dim. © ©

DUCHESSA		art.	↕	⊗	kg
ML per cima	I 305 ML	3610	480	85	
BT per pastorale	I 305 BT				