

CARATTERISTICHE

Struttura: Unica Fusione di alluminio
Installazione: Rimovibile con flangia
Vernice: Bicomponente Poliuretanic
Fondo: Primer Ferromicaceo
Finitura: Antracite Semilucida
Viteria: Acciaio inox

FEATURES

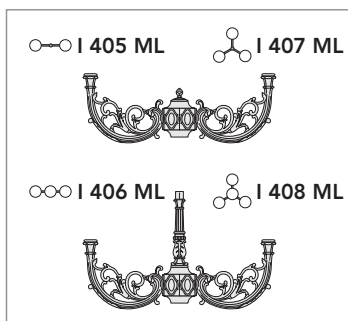
Body: Single Aluminium casting
Installing: Removable with flange
Painting: Two comp. polyurethanic
Priming: Ferromicaceous primer
Finishing: Semigloss anthracite
Bolts and nuts: Stainless steel

**PASTORALI BT
 SHEPHERD'S CROOKS BT**

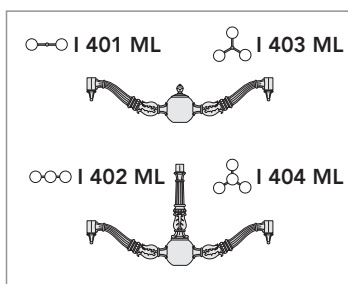
Vedi pag.110 / See page 110

CIME ML - ML HEADS

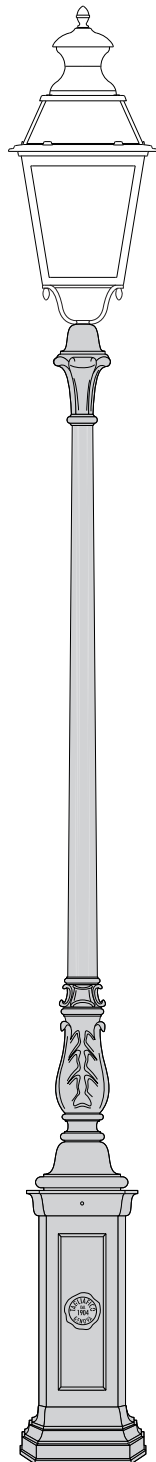
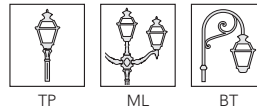
ARABESCATATA



BAROQUE



OTTAGONALE



1:20



Lanterne TP/BP dim. **B** **C** **D**

OTTAGONALE			
	art.	↑	⊗ kg
TP 1 luce	I 301 TP	3120	
ML per cima	I 301 ML	3050	400 80
BT per pastorale	I 301 BT	3050	