

CARATTERISTICHE

Struttura: Unica Fusione di alluminio
Installazione: Rimovibile con flangia
Vernice: Bicomponente Poliuretana
Fondo: Primer Ferromicaceo
Finitura: Antracite Semilucida
Viteria: Acciaio inox

FEATURES

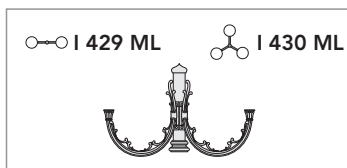
Body: Single Aluminium casting
Installing: Removable with flange
Painting: Two comp. polyurethanic
Priming: Ferromicaceous primer
Finishing: Semigloss anthracite
Bolts and nuts: Stainless steel

**PASTORALI BT
SHEPHERD'S CROOKS BT**

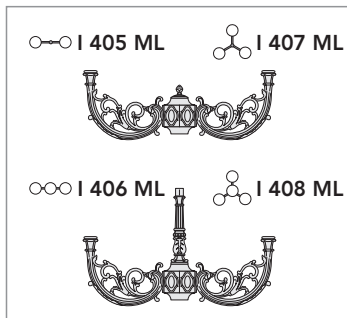
Vedi pag.110 / See page 110

CIME ML - ML HEADS

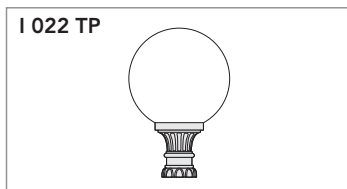
FLOREALE



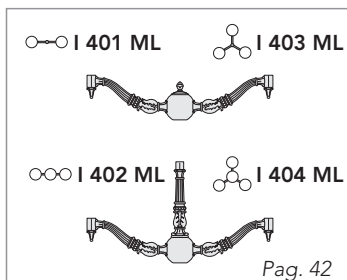
ARABESCATA



CAPITELLO CARIGNANO


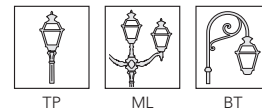


BAROQUE



Pag. 42

GOLFO DEI POETI A MURETTO



Lanterne TP/BP dim. $\text{\textcircled{B}}$ $\text{\textcircled{C}}$ $\text{\textcircled{D}}$

GOLFO DEI POETI a muretto

art. \updownarrow $\text{\textcircled{B}}$ kg

TP 1 luce	I 320 TP			
ML per cima	I 320 ML	2480	260	35
BT per pastorale	I 320 BT			